

Sacramento County
Summary Trauma Report
January Through June 2014

September 9, 2014

Based on Trauma Registry Data
Provided By
Kaiser Hospital South Sacramento
Mercy San Juan Medical Center
Sutter Roseville Medical Center
and UC Davis Medical Center

Prepared For
Sacramento County EMS Agency
9616 Micron Avenue, Suite 960
Sacramento, CA 95827
(916) 875-9753

By



(916) 488-3222

Notes Regarding
January Through June 2014
Summary Trauma Report

1. UC Davis Medical Center records submitted with a Mode of Arrival of Public Safety were changed so that the Mode of Arrival would be reported as Ambulance rather than Public Safety, because UCDMC uses the Public Safety value to indicate Fire Ambulance.

2. This report includes all patients from geographic Sacramento County who met trauma triage criteria, with one of the following Emergency Department Dispositions:
 - > Admitted
 - > Died in ED
 - > Transferred To Another Acute Care Facility From ED

In order to provide like information for the three trauma centers, other patient records submitted were not included in this report.

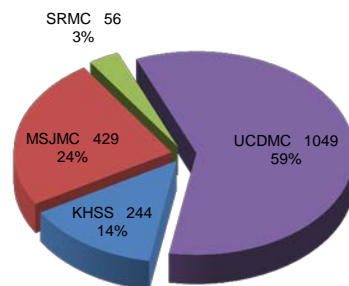
Trauma Patient Volume for Sacramento County Trauma Centers January Through June 2014

For Patients with ED Dispositions of Admitted, Died, or Transferred

	1 st Qtr	2 nd Qtr	All Quarters
Kaiser Hospital South Sacramento			
Admitted	107	128	235
Died in ED	3	3	6
Transferred To Another Acute Care Facility From ED	1	2	3
Subtotal for KHSS	111	133	244
Mercy San Juan Medical Center			
Admitted	205	209	414
Died in ED	3	4	7
Transferred To Another Acute Care Facility From ED	3	5	8
Subtotal for MSJMC	211	218	429
Sutter Roseville Medical Center			
Admitted	26	28	54
Died in ED	0	0	0
Transferred To Another Acute Care Facility From ED	1	1	2
Subtotal for SRMC	27	29	56
UC Davis Medical Center			
Admitted	482	548	1030
Died in ED	10	9	19
Transferred To Another Acute Care Facility From ED	0	0	0
Subtotal for UCDCMC	492	557	1,049
Totals for Sacramento County	841	937	1,778

Trauma Patient Volume for Sacramento County Trauma Centers January Through June 2014

For Patients with ED Dispositions of Admitted, Died, or Transferred



Trauma Patient Injury Type

January Through June 2014

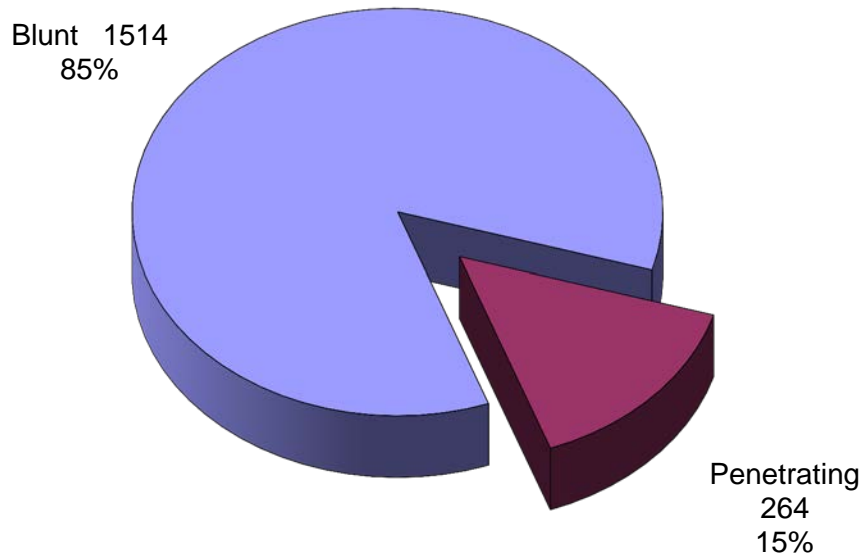
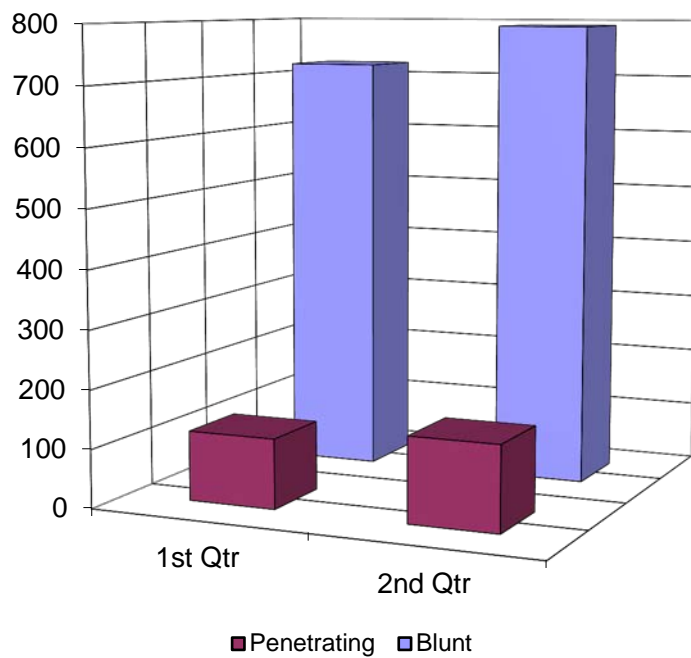
For Patients with ED Dispositions of Admitted, Died, or Transferred

	1 st Qtr	2 nd Qtr	All Quarters
Kaiser Hospital South Sacramento			
Blunt Injury	92	106	198
Penetrating Injury	19	27	46
Subtotal for KHSS	111	133	244
Mercy San Juan Medical Center			
Blunt Injury	184	198	382
Penetrating Injury	27	20	47
Subtotal for MSJMC	211	218	429
Sutter Roseville Medical Center			
Blunt Injury	27	27	54
Penetrating Injury	0	2	2
Subtotal for SRMC	27	29	56
UC Davis Medical Center			
Blunt Injury	419	461	880
Penetrating Injury	73	96	169
Subtotal for UCDCMC	492	557	1,049
Totals for Sacramento County	841	937	1,778

Trauma Patient Injury Type

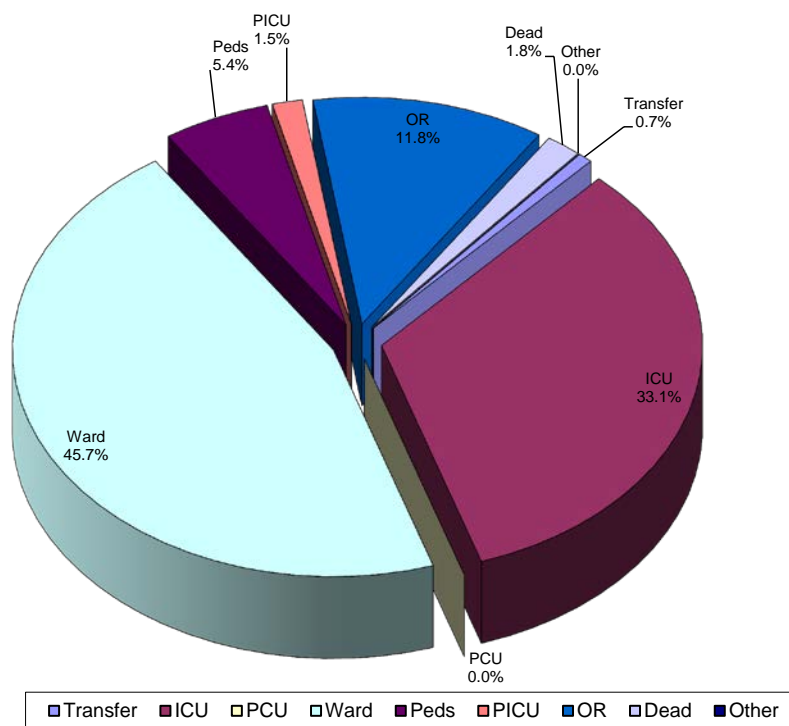
January Through June 2014

For Patients with ED Dispositions of Admitted, Died, or Transferred



Trauma Patient Emergency Department Disposition
 January Through June 2014
 For Patients with ED Dispositions of Admitted, Died, or Transferred

	Transfer	ICU	PCU	Ward	Peds	PICU	OR	Dead	Other	Total
Kaiser Hospital South Sacramento										
1 st Qtr	1	37	0	44	0	0	26	3	0	111
2 nd Qtr	2	57	0	38	0	0	33	3	0	133
All Qtrs	3	94	0	82	0	0	59	6	0	244
Mercy San Juan Medical Center										
1 st Qtr	3	104	0	83	1	0	17	3	0	211
2 nd Qtr	5	109	0	79	6	0	15	4	0	218
All Qtrs	8	213	0	162	7	0	32	7	0	429
Sutter Roseville Medical Center										
1 st Qtr	1	12	0	13	0	0	1	0	0	27
2 nd Qtr	1	9	0	13	0	0	6	0	0	29
All Qtrs	2	21	0	26	0	0	7	0	0	56
UC Davis Medical Center										
1 st Qtr	0	116	0	262	35	15	54	10	0	492
2 nd Qtr	0	145	0	280	54	12	57	9	0	557
All Qtrs	0	261	0	542	89	27	111	19	0	1,049
Totals	13	589	0	812	96	27	209	32	0	1,778



Admitted Trauma Patient Final Disposition

January Through June 2014

For Admitted Patients

	Unknown	Home	Home Health	SNF	ICF	Rehab	Transfer	Dead	Other	Total
Kaiser Hospital South Sacramento										
1 st Qtr	0	80	8	7	0	3	2	3	4	107
2 nd Qtr	0	90	7	10	0	2	7	5	7	128
All Qtrs	0	170	15	17	0	5	9	8	11	235
Mercy San Juan Medical Center										
1 st Qtr	0	132	8	25	1	5	11	7	16	205
2 nd Qtr	0	139	1	28	2	12	9	7	11	209
All Qtrs	0	271	9	53	3	17	20	14	27	414
Sutter Roseville Medical Center										
1 st Qtr	0	19	0	2	0	1	4	0	0	26
2 nd Qtr	0	26	0	1	0	0	1	0	0	28
All Qtrs	0	45	0	3	0	1	5	0	0	54
UC Davis Medical Center										
1 st Qtr	0	377	3	37	0	7	30	7	21	482
2 nd Qtr	0	435	8	28	0	18	28	11	20	548
All Qtrs	0	812	11	65	0	25	58	18	41	1,030
Totals	0	1,298	35	138	3	48	92	40	79	1,733

Trauma Patient Mechanism of Injury
January Through June 2014

For Patients with ED Dispositions of Admitted, Died, or Transferred

	Unk	MVC	MCC	Pedes	GSW	SW	Fall	Assault	Bike	Other	Total
Kaiser Hospital South Sacramento											
1 st Qtr	2	26	11	9	12	3	33	4	3	8	111
2 nd Qtr	3	33	6	5	8	10	38	10	10	10	133
All Qtrs	5	59	17	14	20	13	71	14	13	18	244
Mercy San Juan Medical Center											
1 st Qtr	0	44	6	13	7	7	86	22	11	15	211
2 nd Qtr	1	40	18	14	9	3	76	17	23	17	218
All Qtrs	1	84	24	27	16	10	162	39	34	32	429
Sutter Roseville Medical Center											
1 st Qtr	2	4	5	0	0	0	8	5	1	2	27
2 nd Qtr	2	3	3	0	0	1	11	4	2	3	29
All Qtrs	4	7	8	0	0	1	19	9	3	5	56
UC Davis Medical Center											
1 st Qtr	6	115	28	19	31	28	151	46	36	32	492
2 nd Qtr	7	99	37	37	36	27	165	47	50	52	557
All Qtrs	13	214	65	56	67	55	316	93	86	84	1,049
Totals	23	364	114	97	103	79	568	155	136	139	1,778

Trauma Patient Death by Mechanism of Injury
January Through June 2014

For Patients with ED Dispositions of Admitted or Died

	Unk	MVC	MCC	Pedes	GSW	SW	Fall	Assault	Bike	Other	Total
Died in ED	1	6	1	3	10	2	5	1	2	1	32
Died after Admission	0	6	1	2	5	2	20	1	1	2	40
Total	1	12	2	5	15	4	25	2	3	3	72

Trauma Patient Mechanism of Injury by Age Group
January Through June 2014

For Patients with ED Dispositions of Admitted, Died, or Transferred

	Unk	MVC	MCC	Pedes	GSW	SW	Fall	Assault	Bike	Other	Total
<5 years	4	4	0	4	1	0	40	2	1	8	64
5-14 years	2	15	4	10	2	0	30	3	17	21	104
15-18 years	0	17	3	5	10	4	13	6	11	7	76
19-44 years	11	183	58	44	77	56	64	97	36	49	675
45-64 years	5	78	45	17	11	19	145	41	62	45	468
>64 years	1	67	4	17	2	0	276	6	9	9	391
Total	23	364	114	97	103	79	568	155	136	139	1,778

Trauma Patient Age Groups
January Through June 2014

For Patients with ED Dispositions of Admitted, Died, or Transferred

	Unk	<5 years	5-14 years	15-18 years	19-44 years	45-64 years	>64 years	Total
Kaiser Hospital South Sacramento								
1 st Qtr	0	1	1	7	38	34	30	111
2 nd Qtr	0	2	1	5	55	34	36	133
All Qtrs	0	3	2	12	93	68	66	244
Mercy San Juan Medical Center								
1 st Qtr	0	2	2	9	84	46	68	211
2 nd Qtr	0	2	7	9	77	60	63	218
All Qtrs	0	4	9	18	161	106	131	429
Sutter Roseville Medical Center								
1 st Qtr	0	1	1	3	10	6	6	27
2 nd Qtr	0	0	2	1	13	7	6	29
All Qtrs	0	1	3	4	23	13	12	56
UC Davis Medical Center								
1 st Qtr	0	24	39	20	192	125	92	492
2 nd Qtr	0	32	51	22	206	156	90	557
All Qtrs	0	56	90	42	398	281	182	1,049
Totals	0	64	104	76	675	468	391	1,778

Trauma Patient Mode of Arrival
January Through June 2014

For Patients with ED Dispositions of Admitted, Died, or Transferred

	Unk	Ambulance	Helicopter	Police	Private Vehicle or Walk In	Total
Kaiser Hospital South Sacramento						
1 st Qtr	0	87	0	0	24	111
2 nd Qtr	0	108	1	0	24	133
All Qtrs	0	195	1	0	48	244
Mercy San Juan Medical Center						
1 st Qtr	0	179	0	3	29	211
2 nd Qtr	0	193	0	0	25	218
All Qtrs	0	372	0	3	54	429
Sutter Roseville Medical Center						
1 st Qtr	0	17	0	0	10	27
2 nd Qtr	0	18	0	0	11	29
All Qtrs	0	35	0	0	21	56
UC Davis Medical Center						
1 st Qtr	0	416	0	0	76	492
2 nd Qtr	1	481	1	0	74	557
All Qtrs	1	897	1	0	150	1,049
Totals	1	1,499	2	3	273	1,778