

**Sacramento County  
Summary Trauma Report  
January Through December 2002**

February 21, 2003

Based on Trauma Registry Data  
Provided By  
Mercy San Juan Hospital  
Sutter Roseville Medical Center  
and UC Davis Medical Center

Prepared For  
Sacramento County EMS Agency  
9616 Micron Avenue, Suite 635 Sacramento, CA 95827  
(916) 875-9753

By  
CompuCounsel  
(916) 488-3222

**Notes Regarding  
January Through December 2002  
Summary Trauma Report**

1. UC Davis Medical Center records submitted with a Mode of Arrival of Public Safety, that also indicated a Fire Department as the Transporting Agency, were changed so that the Mode of Arrival would be reported as Ambulance rather than Public Safety.
2. This report includes all patients from geographic Sacramento County who met trauma triage criteria, with one of the following Emergency Department Dispositions:
  - > Admitted
  - > Died in ED
  - > Transferred To Another Acute Care Facility From ED

In order to provide like information for the three trauma centers, other patient records submitted were not included in this report.

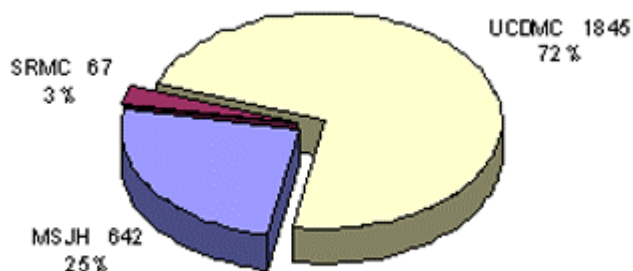
**Trauma Patient Volume for Sacramento County Trauma Centers  
January Through December 2002**

For Patients with ED Dispositions of Admitted, Died, or Transferred

	1 <sup>st</sup> Qtr	2 <sup>nd</sup> Qtr	3 <sup>rd</sup> Qtr	4 <sup>th</sup> Qtr	All Quarters
<b>Mercy San Juan Hospital</b>					
Admitted	143	154	170	160	627
Died in ED	4	1	3	2	10
Transferred To Another Acute Care Facility From ED	0	1	4	0	5
<b>Subtotal for MSJH</b>	<b>147</b>	<b>156</b>	<b>177</b>	<b>162</b>	<b>642</b>
<b>Sutter Roseville Medical Center</b>					
Admitted	12	22	24	7	65
Died in ED	0	0	1	0	1
Transferred To Another Acute Care Facility From ED	1	0	0	0	1
<b>Subtotal for SRMC</b>	<b>13</b>	<b>22</b>	<b>25</b>	<b>7</b>	<b>67</b>
<b>UC Davis Medical Center</b>					
Admitted	377	424	532	477	1,810
Died in ED	8	8	9	10	35
Transferred To Another Acute Care Facility From ED	0	0	0	0	0
<b>Subtotal for UCDCMC</b>	<b>385</b>	<b>432</b>	<b>541</b>	<b>487</b>	<b>1,845</b>
<b>Totals for Sacramento County</b>	<b>545</b>	<b>610</b>	<b>743</b>	<b>656</b>	<b>2,554</b>

**Trauma Patient Volume for Sacramento County Trauma Centers  
January Through December 2002**

For Patients with ED Dispositions of Admitted, Died, or Transferred



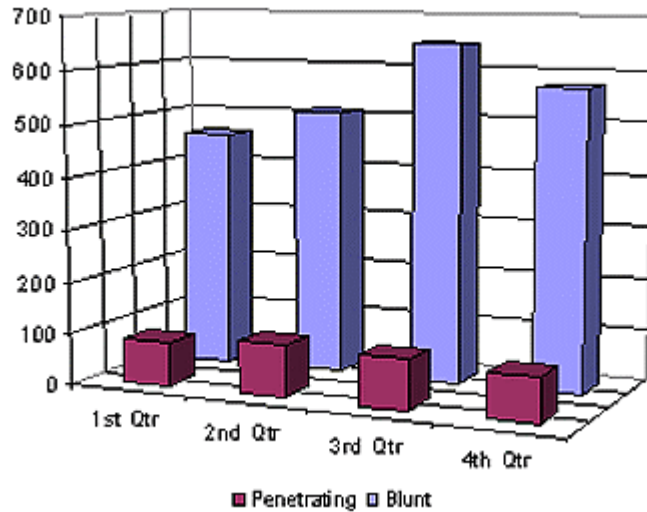
**Trauma Patient Injury Type  
January Through December 2002**

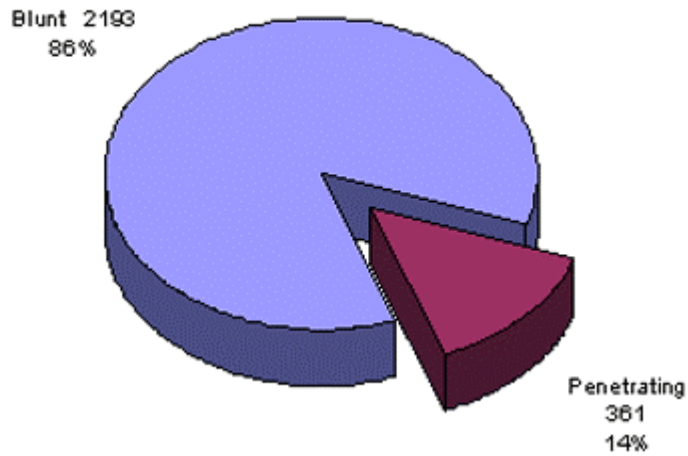
For Patients with ED Dispositions of Admitted, Died, or Transferred

	1 <sup>st</sup> Qtr	2 <sup>nd</sup> Qtr	3 <sup>rd</sup> Qtr	4 <sup>th</sup> Qtr	All Quarters
<b>Mercy San Juan Hospital</b>					
Blunt Injury	133	138	159	149	579
Penetrating Injury	14	18	18	13	63
<b>Subtotal for MSJH</b>	<b>147</b>	<b>156</b>	<b>177</b>	<b>162</b>	<b>642</b>
<b>Sutter Roseville Medical Center</b>					
Blunt Injury	13	18	24	7	62
Penetrating Injury	0	4	1	0	5
<b>Subtotal for SRMC</b>	<b>13</b>	<b>22</b>	<b>25</b>	<b>7</b>	<b>67</b>
<b>UC Davis Medical Center</b>					
Blunt Injury	314	355	466	417	1,552
Penetrating Injury	71	77	75	70	293
<b>Subtotal for UCDCM</b>	<b>385</b>	<b>432</b>	<b>541</b>	<b>487</b>	<b>1,845</b>
<b>Totals for Sacramento County</b>	<b>545</b>	<b>610</b>	<b>743</b>	<b>656</b>	<b>2,554</b>

**Trauma Patient Injury Type  
January Through December 2002**

For Patients with ED Dispositions of Admitted, Died, or Transferred

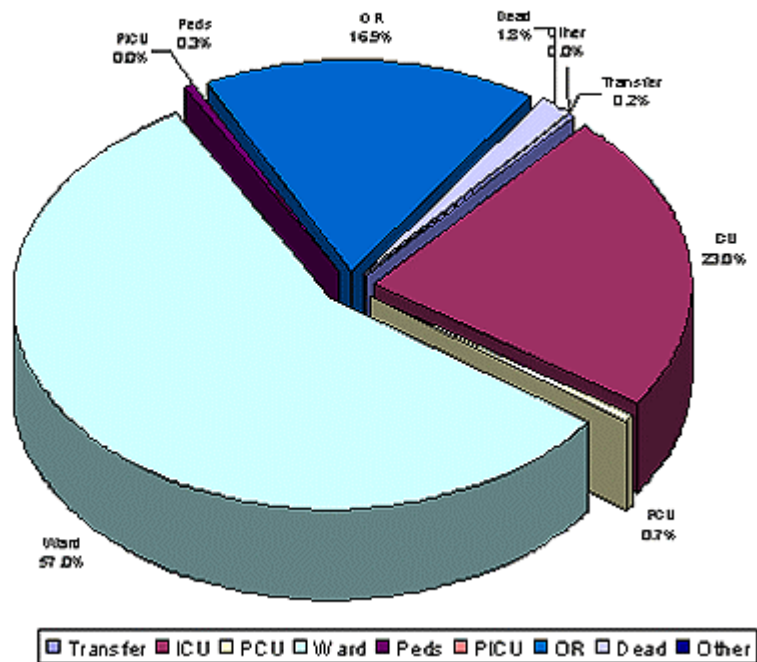




**Trauma Patient Emergency Department Disposition  
January Through December 2002**

For Patients with ED Dispositions of Admitted, Died, or Transferred

	Transfer	ICU	PCU	Ward	Peds	PICU	OR	Dead	Other	Total
<b>Mercy San Juan Hospital</b>										
1 <sup>st</sup> Qtr	0	49	0	67	2	0	25	4	0	147
2 <sup>nd</sup> Qtr	1	55	0	78	1	0	20	1	0	156
3 <sup>rd</sup> Qtr	4	73	0	71	0	0	26	3	0	177
4 <sup>th</sup> Qtr	0	59	0	68	2	0	31	2	0	162
<b>All Qtrs</b>	<b>5</b>	<b>236</b>	<b>0</b>	<b>284</b>	<b>5</b>	<b>0</b>	<b>102</b>	<b>10</b>	<b>0</b>	<b>642</b>
<b>Sutter Roseville Medical Center</b>										
1 <sup>st</sup> Qtr	1	2	3	5	0	0	2	0	0	13
2 <sup>nd</sup> Qtr	0	1	8	7	2	0	4	0	0	22
3 <sup>rd</sup> Qtr	0	3	8	11	1	0	1	1	0	25
4 <sup>th</sup> Qtr	0	2	0	3	0	0	2	0	0	7
<b>All Qtrs</b>	<b>1</b>	<b>8</b>	<b>19</b>	<b>26</b>	<b>3</b>	<b>0</b>	<b>9</b>	<b>1</b>	<b>0</b>	<b>67</b>
<b>UC Davis Medical Center</b>										
1 <sup>st</sup> Qtr	0	80	0	228	0	0	69	8	0	385
2 <sup>nd</sup> Qtr	0	81	0	245	0	0	98	8	0	432
3 <sup>rd</sup> Qtr	0	97	0	362	0	0	73	9	0	541
4 <sup>th</sup> Qtr	0	86	0	310	0	0	81	10	0	487
<b>All Qtrs</b>	<b>0</b>	<b>344</b>	<b>0</b>	<b>1,145</b>	<b>0</b>	<b>0</b>	<b>321</b>	<b>35</b>	<b>0</b>	<b>1,845</b>
<b>Totals</b>	<b>6</b>	<b>588</b>	<b>19</b>	<b>1,455</b>	<b>8</b>	<b>0</b>	<b>432</b>	<b>46</b>	<b>0</b>	<b>2,554</b>



**Trauma Patient Final Disposition  
January Through December 2002**

For Admitted Patients

	Unk	Home	Home Health	Home-Rehab	SNF	ICF	Rehab	Transfer	Dead	Other	Total
<b>Mercy San Juan Hospital</b>											
1 <sup>st</sup> Qtr	0	101	4	0	2	0	4	19	5	8	143
2 <sup>nd</sup> Qtr	0	117	1	0	4	0	8	15	3	6	154
3 <sup>rd</sup> Qtr	0	132	2	0	5	0	3	8	11	9	170
4 <sup>th</sup> Qtr	0	110	8	0	4	1	2	16	9	10	160
<b>All Qtrs</b>	<b>0</b>	<b>460</b>	<b>15</b>	<b>0</b>	<b>15</b>	<b>1</b>	<b>17</b>	<b>58</b>	<b>28</b>	<b>33</b>	<b>627</b>
<b>Sutter Roseville Medical Center</b>											
1 <sup>st</sup> Qtr	0	10	0	0	0	0	0	0	2	0	12
2 <sup>nd</sup> Qtr	0	19	0	0	1	0	0	2	0	0	22
3 <sup>rd</sup> Qtr	0	19	0	0	0	0	1	3	0	1	24
4 <sup>th</sup> Qtr	0	6	0	0	0	0	0	0	1	0	7
<b>All Qtrs</b>	<b>0</b>	<b>54</b>	<b>0</b>	<b>0</b>	<b>1</b>	<b>0</b>	<b>1</b>	<b>5</b>	<b>3</b>	<b>1</b>	<b>65</b>
<b>UC Davis Medical Center</b>											
1 <sup>st</sup> Qtr	26	274	0	0	15	0	12	27	13	10	377
2 <sup>nd</sup> Qtr	44	311	0	0	11	0	8	26	14	10	424
3 <sup>rd</sup> Qtr	48	406	0	0	7	0	7	40	15	9	532
4 <sup>th</sup> Qtr	59	348	0	0	8	0	2	36	13	11	477
<b>All Qtrs</b>	<b>177</b>	<b>1,339</b>	<b>0</b>	<b>0</b>	<b>41</b>	<b>0</b>	<b>29</b>	<b>129</b>	<b>55</b>	<b>40</b>	<b>1,810</b>
<b>Totals</b>	<b>177</b>	<b>1,853</b>	<b>15</b>	<b>0</b>	<b>57</b>	<b>1</b>	<b>47</b>	<b>192</b>	<b>86</b>	<b>74</b>	<b>2,502</b>

### Trauma Patient Mechanism of Injury

January Through December 2002

For Patients with ED Dispositions of Admitted, Died, or Transferred

	Unk	MVC	MCC	Pedes	GSW	SW	Fall	Assault	Bike	Other	Total
<b>Mercy San Juan Hospital</b>											
1 <sup>st</sup> Qtr	0	59	11	12	4	7	23	13	7	11	147
2 <sup>nd</sup> Qtr	1	45	16	11	6	8	28	18	16	7	156
3 <sup>rd</sup> Qtr	0	66	24	13	9	9	30	11	8	7	177
4 <sup>th</sup> Qtr	0	62	9	17	3	10	34	12	7	8	162
<b>All Qtrs</b>	<b>1</b>	<b>232</b>	<b>60</b>	<b>53</b>	<b>22</b>	<b>34</b>	<b>115</b>	<b>54</b>	<b>38</b>	<b>33</b>	<b>642</b>
<b>Sutter Roseville Medical Center</b>											
1 <sup>st</sup> Qtr	0	2	2	1	0	0	5	1	2	0	13
2 <sup>nd</sup> Qtr	1	9	0	1	2	1	5	2	1	0	22
3 <sup>rd</sup> Qtr	0	12	3	2	0	1	3	2	1	1	25
4 <sup>th</sup> Qtr	0	1	1	0	0	1	2	2	0	0	7
<b>All Qtrs</b>	<b>1</b>	<b>24</b>	<b>6</b>	<b>4</b>	<b>2</b>	<b>3</b>	<b>15</b>	<b>7</b>	<b>4</b>	<b>1</b>	<b>67</b>
<b>UC Davis Medical Center</b>											
1 <sup>st</sup> Qtr	2	130	16	50	53	21	53	35	16	9	385
2 <sup>nd</sup> Qtr	9	162	23	38	36	33	56	40	21	14	432
3 <sup>rd</sup> Qtr	7	196	34	52	22	42	83	53	26	26	541
4 <sup>th</sup> Qtr	2	191	17	58	31	35	84	41	19	9	487
<b>All Qtrs</b>	<b>20</b>	<b>679</b>	<b>90</b>	<b>198</b>	<b>142</b>	<b>131</b>	<b>276</b>	<b>169</b>	<b>82</b>	<b>58</b>	<b>1,845</b>
<b>Totals</b>	<b>22</b>	<b>935</b>	<b>156</b>	<b>255</b>	<b>166</b>	<b>168</b>	<b>406</b>	<b>230</b>	<b>124</b>	<b>92</b>	<b>2,554</b>

### Trauma Patient Mode of Arrival

January Through December 2002

For Patients with ED Dispositions of Admitted, Died, or Transferred

	Unknown	Ambulance	Helicopter	Police	Public Safety	Private Vehicle	Walk-In	Total
<b>Mercy San Juan Hospital</b>								
1 <sup>st</sup> Qtr	0	135	1	1	0	10	0	147
2 <sup>nd</sup> Qtr	0	139	1	0	0	16	0	156
3 <sup>rd</sup> Qtr	0	160	3	0	0	14	0	177
4 <sup>th</sup> Qtr	0	144	2	0	0	16	0	162
<b>All Qtrs</b>	<b>0</b>	<b>578</b>	<b>7</b>	<b>1</b>	<b>0</b>	<b>56</b>	<b>0</b>	<b>642</b>
<b>Sutter Roseville Medical Center</b>								
1 <sup>st</sup> Qtr	1	11	0	0	0	1	0	13
2 <sup>nd</sup> Qtr	1	11	3	0	0	7	0	22
3 <sup>rd</sup> Qtr	6	18	0	0	0	1	0	25
4 <sup>th</sup> Qtr	0	3	1	0	0	3	0	7
<b>All Qtrs</b>	<b>8</b>	<b>43</b>	<b>4</b>	<b>0</b>	<b>0</b>	<b>12</b>	<b>0</b>	<b>67</b>
<b>UC Davis Medical Center</b>								
1 <sup>st</sup> Qtr	0	289	12	0	53	31	0	385
2 <sup>nd</sup> Qtr	0	313	29	0	52	38	0	432
3 <sup>rd</sup> Qtr	2	373	36	0	76	54	0	541
4 <sup>th</sup> Qtr	0	349	27	0	76	35	0	487
<b>All Qtrs</b>	<b>2</b>	<b>1,324</b>	<b>104</b>	<b>0</b>	<b>257</b>	<b>158</b>	<b>0</b>	<b>1,845</b>
<b>Totals</b>	<b>10</b>	<b>1,945</b>	<b>115</b>	<b>1</b>	<b>257</b>	<b>226</b>	<b>0</b>	<b>2,554</b>

**Trauma Patient Age Groups**  
**January Through December 2002**

For Patients with ED Dispositions of Admitted, Died, or Transferred

	Unk	<5 years	5-14 years	15-18 years	19-44 years	45-64 years	>64 years	Total
<b>Mercy San Juan Hospital</b>								
1 <sup>st</sup> Qtr	0	0	4	12	78	28	25	147
2 <sup>nd</sup> Qtr	0	1	2	10	83	37	23	156
3 <sup>rd</sup> Qtr	0	3	2	22	97	33	20	177
4 <sup>th</sup> Qtr	0	1	2	17	79	33	30	162
<b>All Qtrs</b>	<b>0</b>	<b>5</b>	<b>10</b>	<b>61</b>	<b>337</b>	<b>131</b>	<b>98</b>	<b>642</b>
<b>Sutter Roseville Medical Center</b>								
1 <sup>st</sup> Qtr	0	1	0	0	4	2	6	13
2 <sup>nd</sup> Qtr	0	2	3	1	10	2	4	22
3 <sup>rd</sup> Qtr	0	3	1	2	15	3	1	25
4 <sup>th</sup> Qtr	0	2	0	0	4	1	0	7
<b>All Qtrs</b>	<b>0</b>	<b>8</b>	<b>4</b>	<b>3</b>	<b>33</b>	<b>8</b>	<b>11</b>	<b>67</b>
<b>UC Davis Medical Center</b>								
1 <sup>st</sup> Qtr	0	10	17	40	198	84	36	385
2 <sup>nd</sup> Qtr	0	11	40	35	222	82	42	432
3 <sup>rd</sup> Qtr	0	21	37	36	289	112	46	541
4 <sup>th</sup> Qtr	0	32	43	30	230	99	53	487
<b>All Qtrs</b>	<b>0</b>	<b>74</b>	<b>137</b>	<b>141</b>	<b>939</b>	<b>377</b>	<b>177</b>	<b>1,845</b>
<b>Totals</b>	<b>0</b>	<b>87</b>	<b>151</b>	<b>205</b>	<b>1,309</b>	<b>516</b>	<b>286</b>	<b>2,554</b>

**Trauma Patient Death by Mechanism of Injury**  
**January Through December 2002**

For Patients with ED Dispositions of Admitted or Died

	Unk	MVC	MCC	Pedes	GSW	SW	Fall	Assault	Bike	Other	Total
Died in ED	2	11	1	12	12	4	2	0	2	0	46
Died after Admission	1	25	3	13	11	2	25	3	2	1	86
<b>Total</b>	<b>3</b>	<b>36</b>	<b>4</b>	<b>25</b>	<b>23</b>	<b>6</b>	<b>27</b>	<b>3</b>	<b>4</b>	<b>1</b>	<b>132</b>

**Trauma Patient Mechanism of Injury by Age Group**

**January Through December 2002**

For Patients with ED Dispositions of Admitted, Died, or Transferred

	<b>Unk</b>	<b>MVC</b>	<b>MCC</b>	<b>Pedes</b>	<b>GSW</b>	<b>SW</b>	<b>Fall</b>	<b>Assault</b>	<b>Bike</b>	<b>Other</b>	<b>Total</b>
<5 years	2	30	0	19	3	2	23	4	1	3	87
5-14 years	4	32	6	35	3	3	29	5	22	12	151
15-18 years	3	101	10	12	23	8	13	14	12	9	205
19-44 years	10	493	107	97	118	128	122	140	54	40	1,309
45-64 years	2	167	29	64	17	27	105	57	25	23	516
>64 years	1	112	4	28	2	0	114	10	10	5	286
<b>Total</b>	<b>22</b>	<b>935</b>	<b>156</b>	<b>255</b>	<b>166</b>	<b>168</b>	<b>406</b>	<b>230</b>	<b>124</b>	<b>92</b>	<b>2,554</b>

**Four Year Summary**

**January Through December 2002**

For Patients with ED Dispositions of Admitted, Died, or Transferred

	1999	2000	2001	2002
Mercy San Juan Hospital	244	734	649	642
Sutter Roseville Medical Center	193	77	90	67
UC Davis Medical Center	1,786	1,677	1,606	1,845
<b>Totals for Sacramento County</b>	<b>2,223</b>	<b>2,488</b>	<b>2,345</b>	<b>2,554</b>