

PUBLIC HEALTH ADVISORY BOARD UPDATE

Olivia Kasirye, MD, MS
County Health Officer



SACRAMENTO COUNTY



**PUBLIC
HEALTH**

Promote • Prevent • Protect



SACRAMENTO COUNTY ASSESSMENT

Data from CDPH Office of Strategic Development and External Relations (Fusion Center)

Measure	Sacramento	CALIFORNIA
Population in 2020	1,562,242	39,782,419
Number of Deaths in 2020	13,430	316,962
Life Expectancy in 2020	Female: 80.9	Female: 83.1
	Male: 75.7	Male: 77.3
	Total: 78.3	Total: 80.2
Leading Causes of Death based on Age-Adjusted Death Rate (per 100k Pop) in 2020	1. Alzheimer's disease (84.2)	1. Ischemic heart disease (80.9)
	2. Ischemic heart disease (81.8)	2. COVID-19 (65.6)
	3. COVID-19 (55.3)	3. Alzheimer's disease (60.9)
Leading Causes of Years of Life Lost (per 100k Pop) in 2020	1. Drug overdose (596.4)	1. Drug overdose (697.2)
	2. Ischemic heart disease (471.6)	2. COVID-19 (526.6)
	3. ill-defined (419.5)	3. Ischemic heart disease (454.4)
Leading Increases based on Age-Adjusted Death Rate, 2019 to 2020*	1. Brain and nervous system cancers (40.8%)	1. Drug overdose (49.8%)
	2. Homicide (39.1%)	2. Homicide (33.9%)
	3. Bladder cancer (28.0%)	3. Poisonings (non-drug) (25.3%)
Age-Adjusted Death Rate by Race/Ethnicity in 2020	Am. Ind./Ala. Nat.: 685.2	Am. Ind./Ala. Nat.: 784.1
	Asian: 597.3	Asian: 485.1
	Black: 1,103.3	Black: 1,018.7
	Latino: 703.1	Latino: 685.1
	Nat. Haw./Pac. Isl.: 810.6	Nat. Haw./Pac. Isl.: 903.2
	White: 790.2	White: 676.5

RANKING OF LEADING CAUSES 2020

Deaths, 2020

	Number
1 Ischemic heart disease	1,433
2 Alzheimer's disease	1,415
3 COVID-19	956
4 Stroke	859
5 Hypertensive heart disease	544

Years of Life Lost, 2020

	Rate
1 Drug overdose	596.4
2 Ischemic heart disease	471.6
3 Road injury	382.7
4 COVID-19	355.6
5 Suicide/Self-harm	322.9

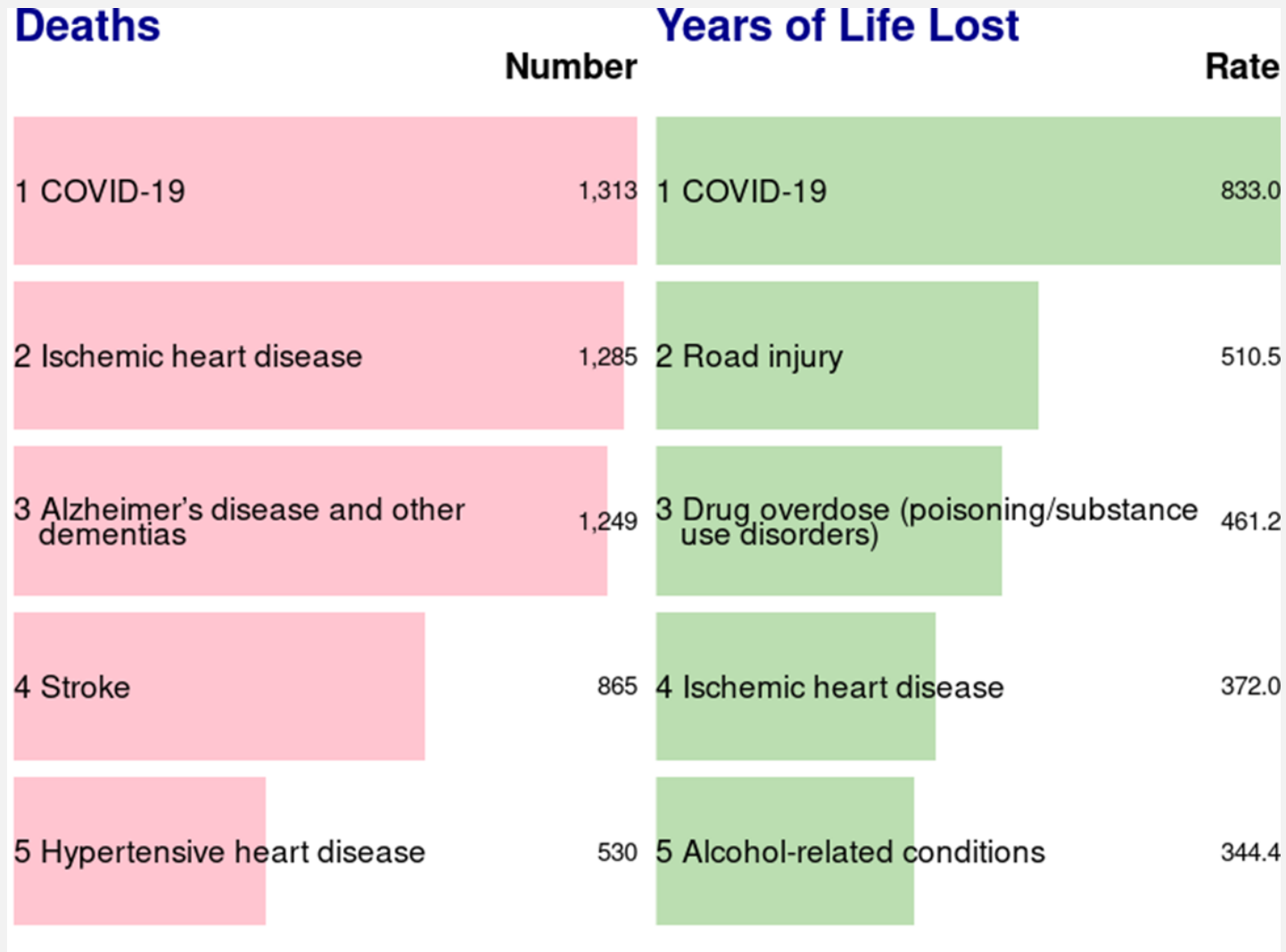
Increase in Death Rates, 2010 to 2020**

	Percent
1 Endocrine, blood, immune disorders	105.5
2 Drug overdose	93.6
3 Other neurological conditions	49.1
4 Alzheimer's disease	44.0
5 Falls	40.1

Race Disparity in Deaths, 2018-2020

	Rate Ratio
1 Drug overdose (Black:Asian)	6.2
2 Homicide (Black:White)	6.0
3 Breast cancer (Black:Hisp)	4.3
4 Cardiomyopathy, myo., endo. (Black:Asian)	4.1
5 COVID-19 (NHPI:White)	4.0

2021 PRELIMINARY DATA: TOP 5 CAUSES OF DEATH AND YEARS OF LIFE LOST IN 2021



ADDITIONAL INDICATORS

Number of Hospitalizations, 2020

	Number
1 Septicemia	13,862
2 Hypertension with complications	5,079
3 Mood disorders	4,537
4 Other complications of birth	3,800
5 Schizophrenia	3,217

Number of ED Visits, 2020

	Number
1 Abdominal pain	24,354
2 Nonspecific chest pain	22,721
3 Other upper resp. inf.	16,823
4 Superficial injury; contusion	15,199
5 Other lower respiratory disease	13,903

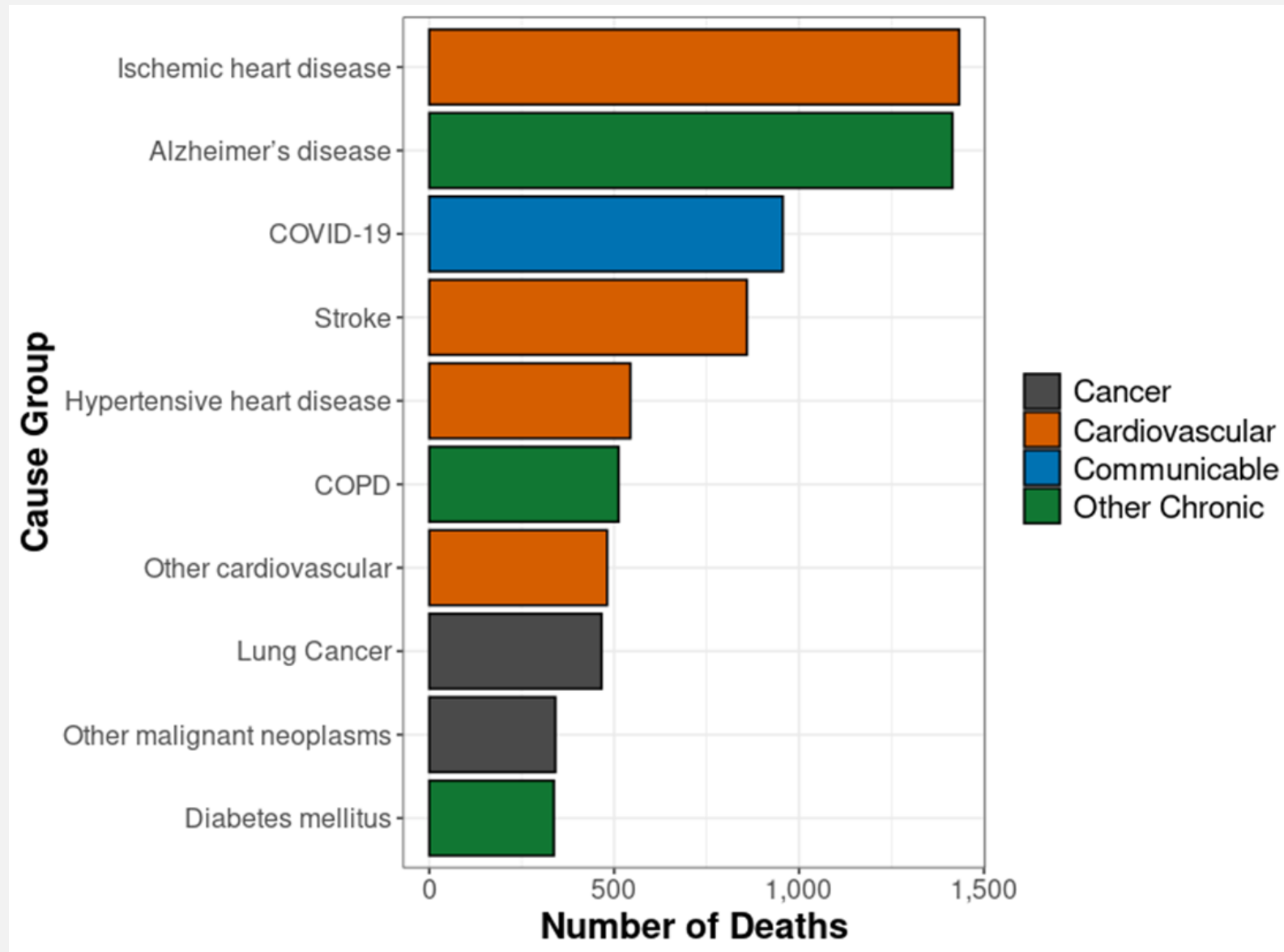
Reportable Disease Cases, 2018

	Number
1 Chlamydia	11,645
2 Gonorrhea	3,838
3 Early Syphilis	633
4 Campylobacteriosis	359
5 Salmonellosis	225

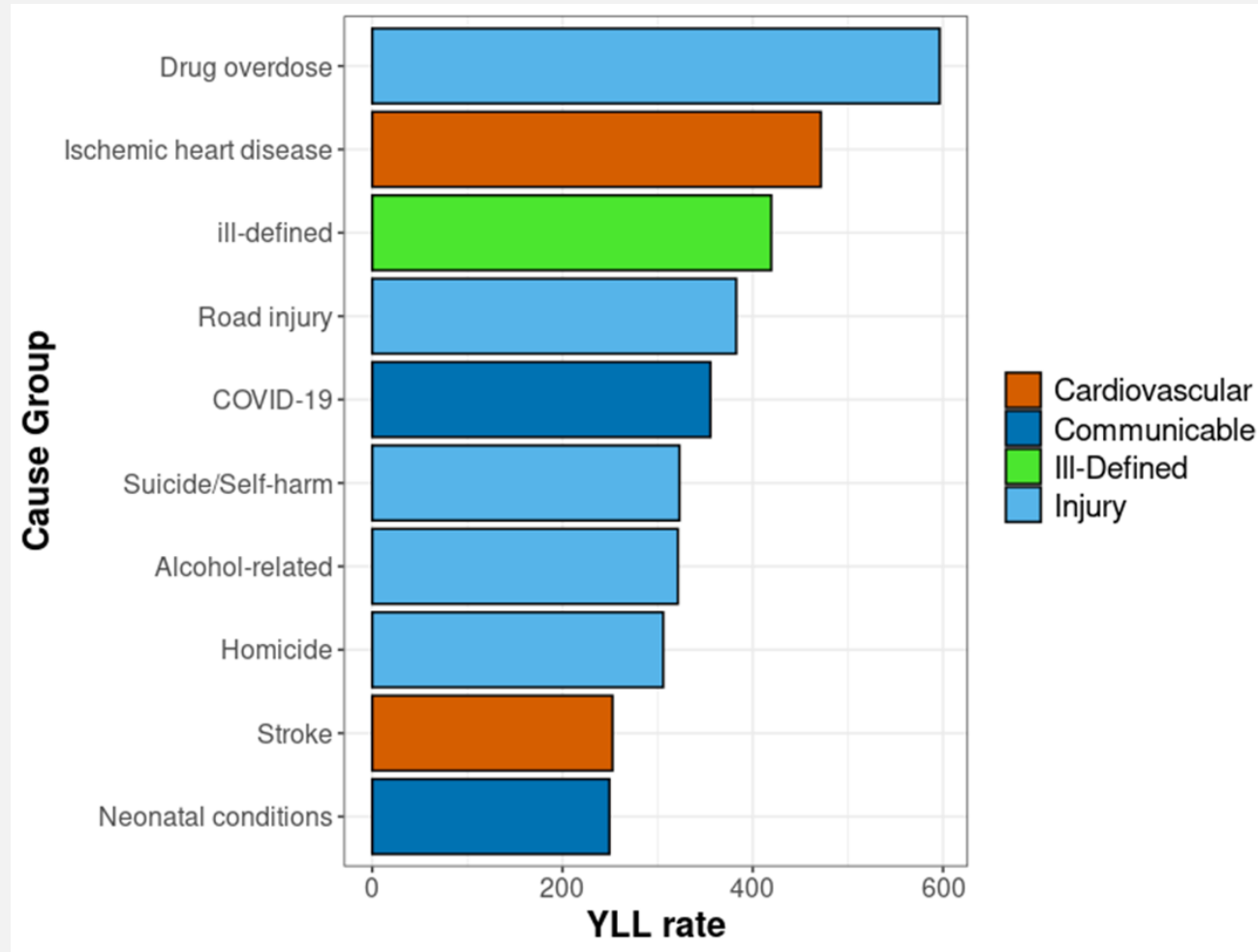
Years Lived with Disability, 2019*

	Rate
1 Musculoskeletal disorders	3,867.4
2 Mental disorders	2,146.6
3 Neurological disorders	1,038.7
4 Substance use disorders	992.0
5 Diabetes and kidney diseases	912.0

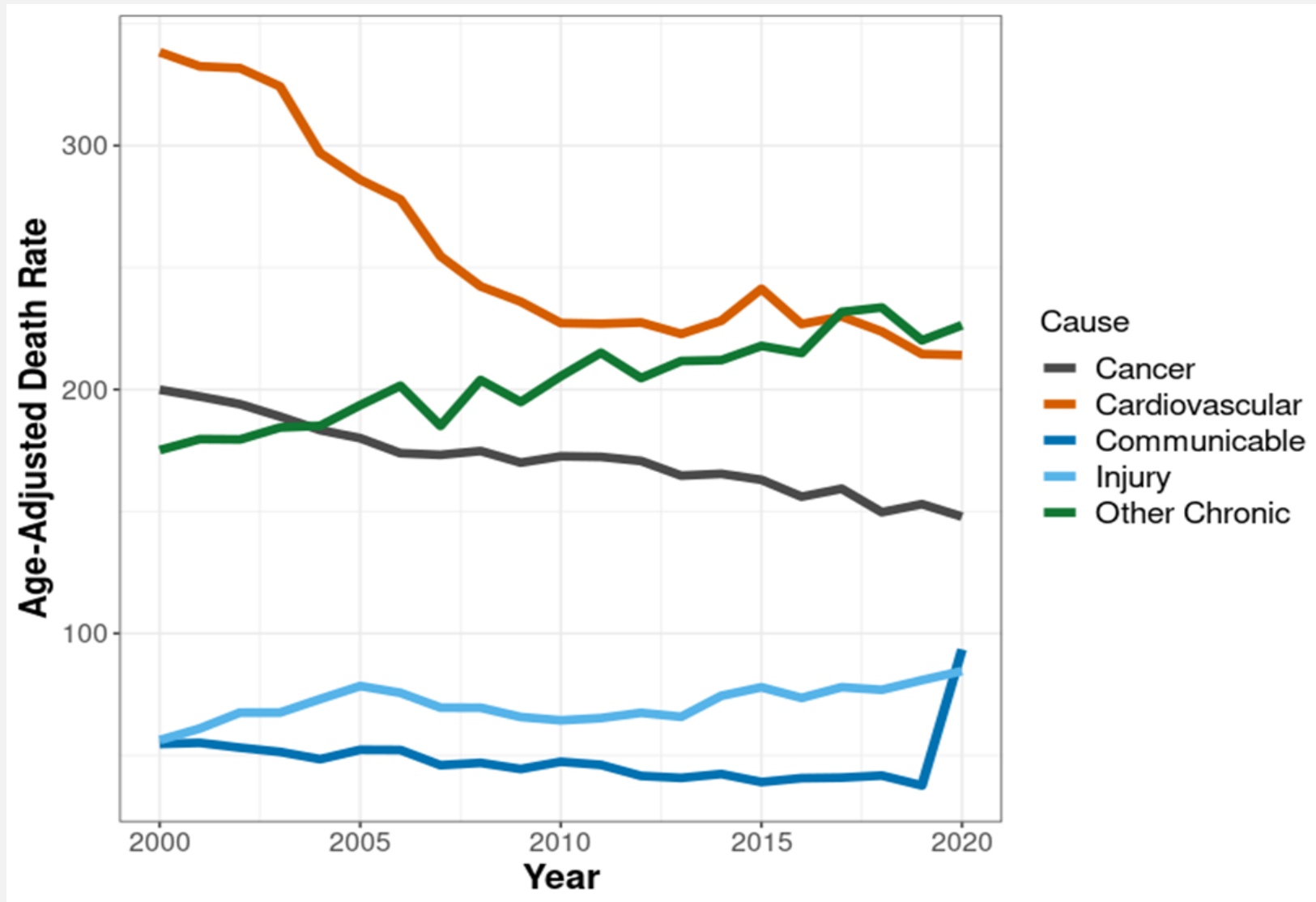
TOP PUBLIC HEALTH CONDITIONS – NUMBER OF DEATHS IN 2020



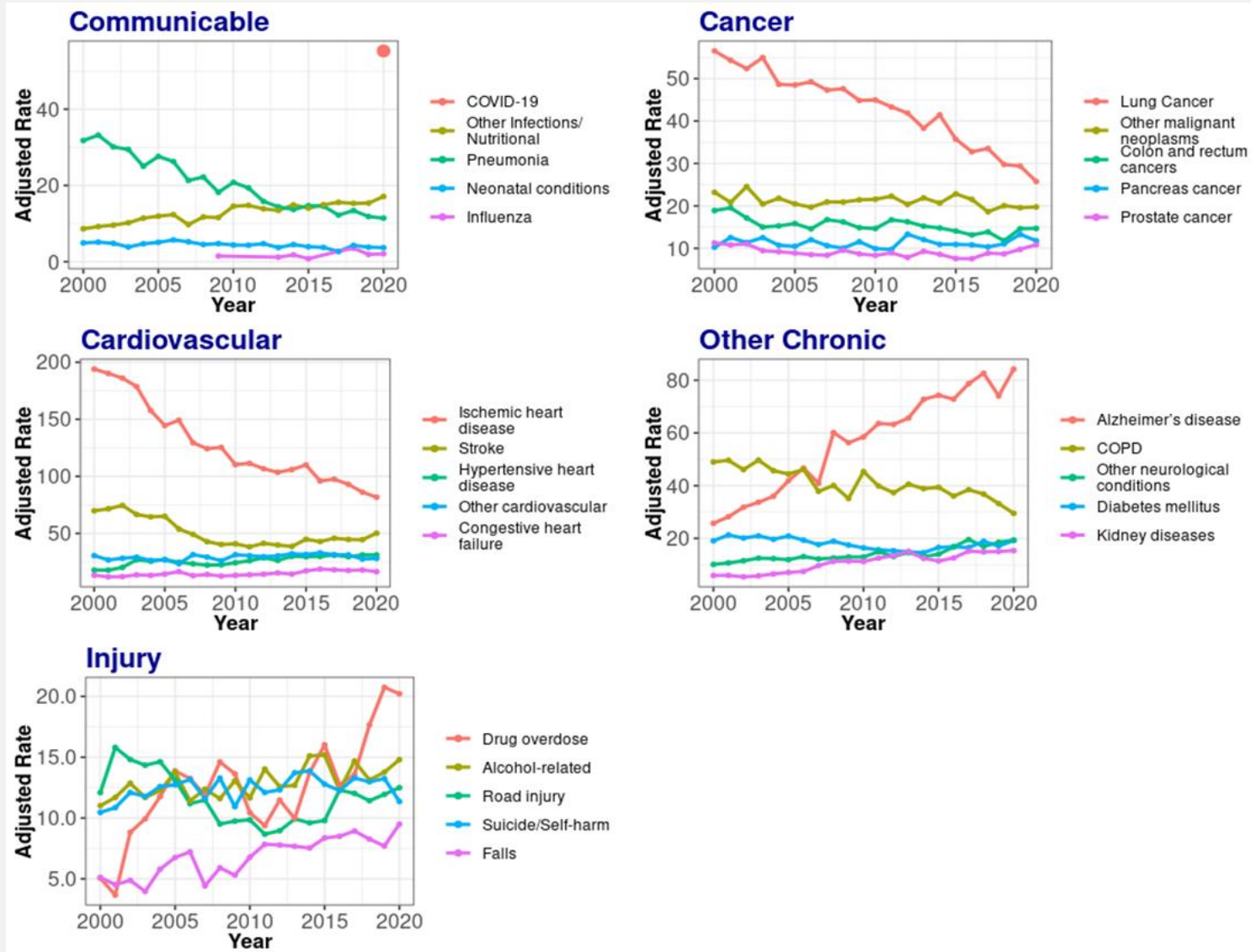
TOP PUBLIC HEALTH CONDITIONS – YEARS OF LIFE LOST IN 2020



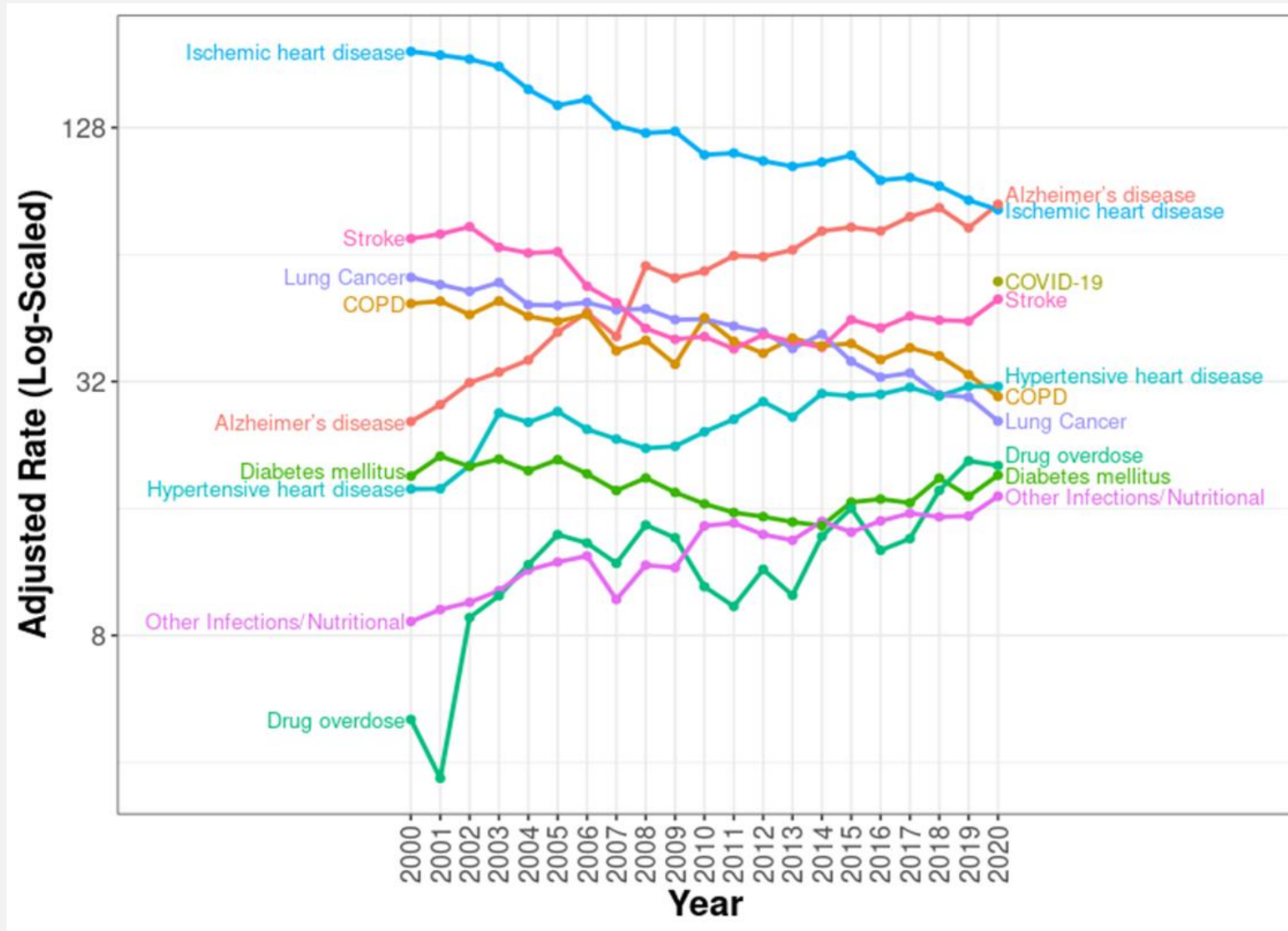
TRENDS IN DEATHS – AGE ADJUSTED DEATH RATE 2000 - 2020



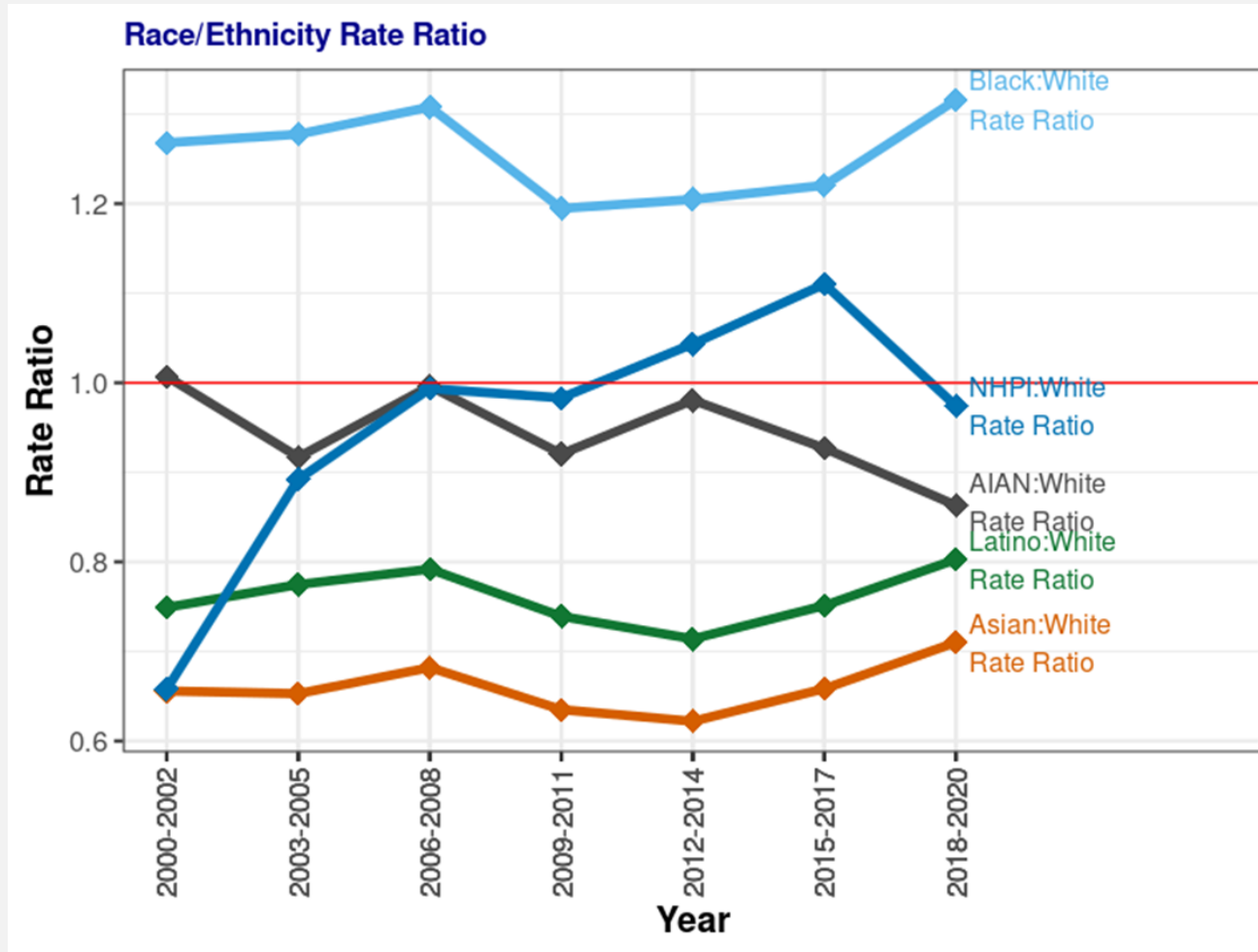
TRENDS IN TOP PUBLIC HEALTH CONDITIONS (BY BROAD CONDITION GROUPS), 2000-2020



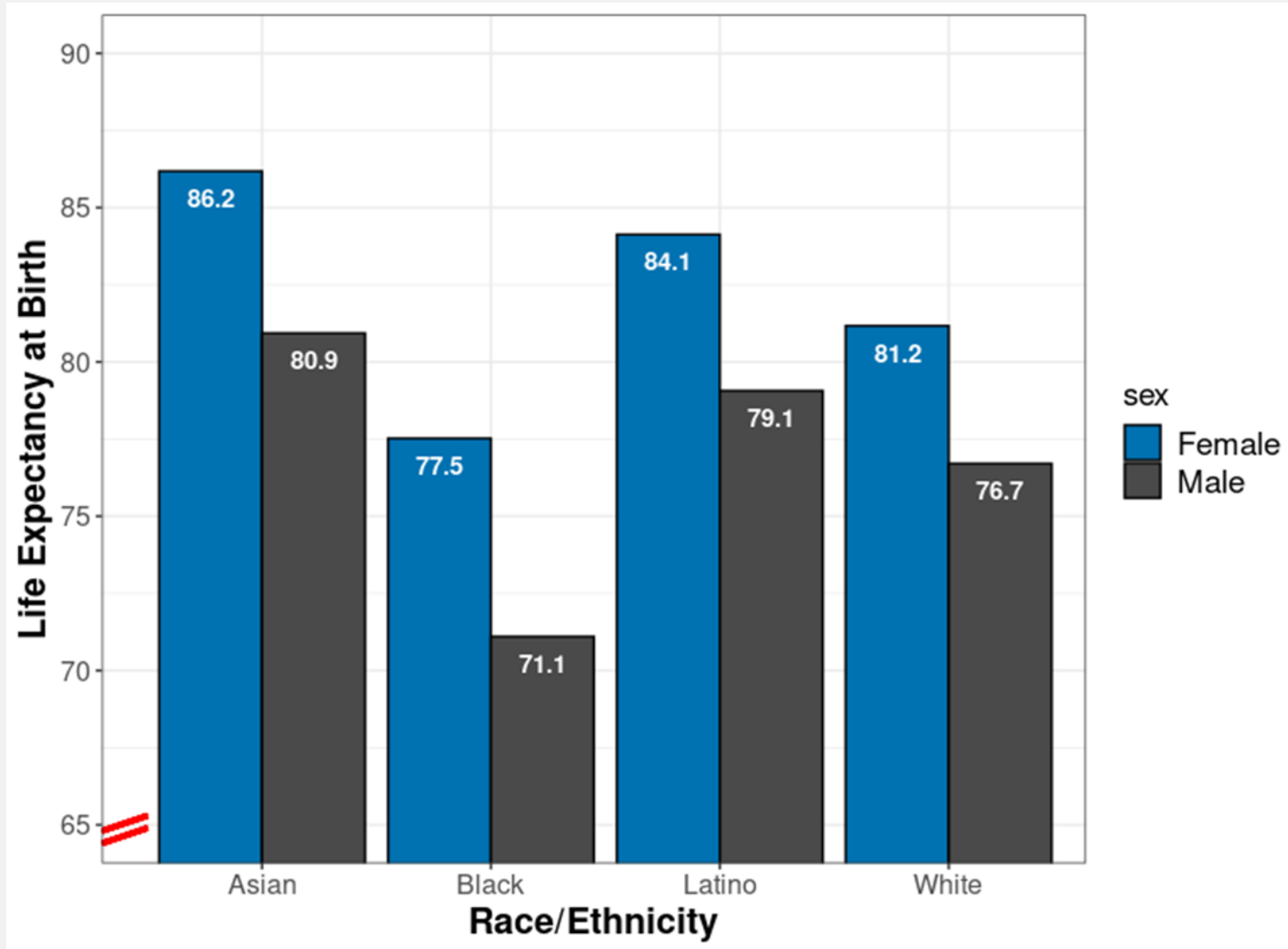
TOP 5 CAUSES OF DEATH AND YEARS OF LIFE LOST IN 2021



RACE/ETHNICITY ALL-CAUSE MORTALITY RATE DISPARITY, 2000-2020



LIFE EXPECTANCY 2016-2020 BY RACE/ETHNICITY AND GENDER



THANK YOU

Olivia Kasirye, MD, MS

<https://dhs.saccounty.net/PUB/Pages/Epidemiology/SP-Epidemiology.aspx>

SACRAMENTO COUNTY



**PUBLIC
HEALTH**

Promote • Prevent • Protect