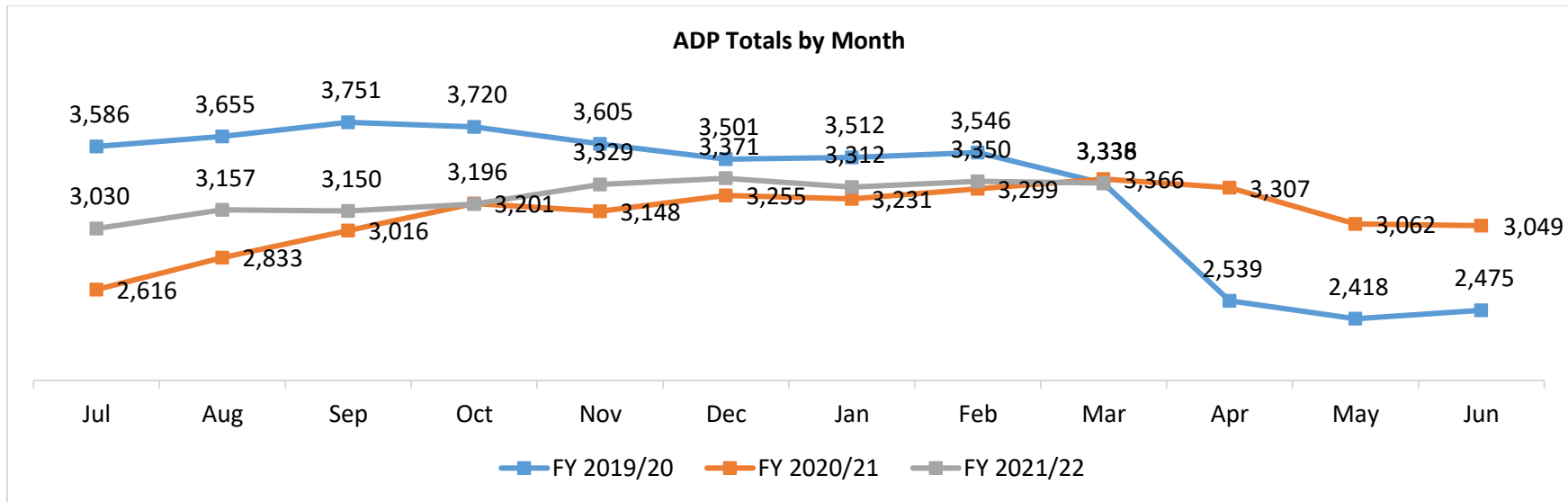


Adult Correctional Health

May 4, 2022

**Adult Correctional Health
Average Daily Population (ADP)
Report Date: April 8, 2022**

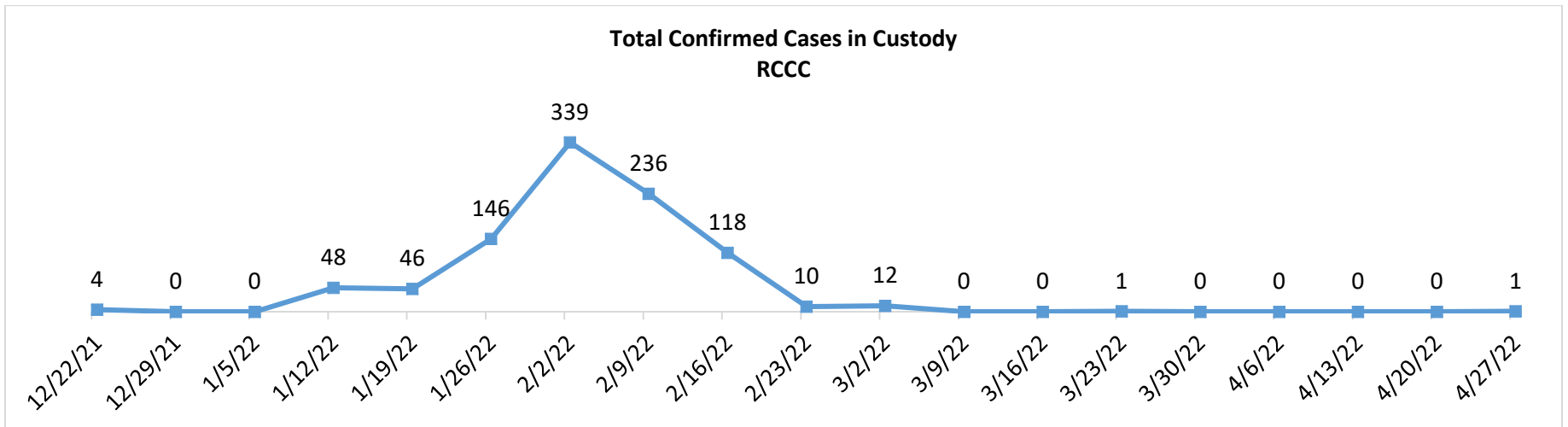
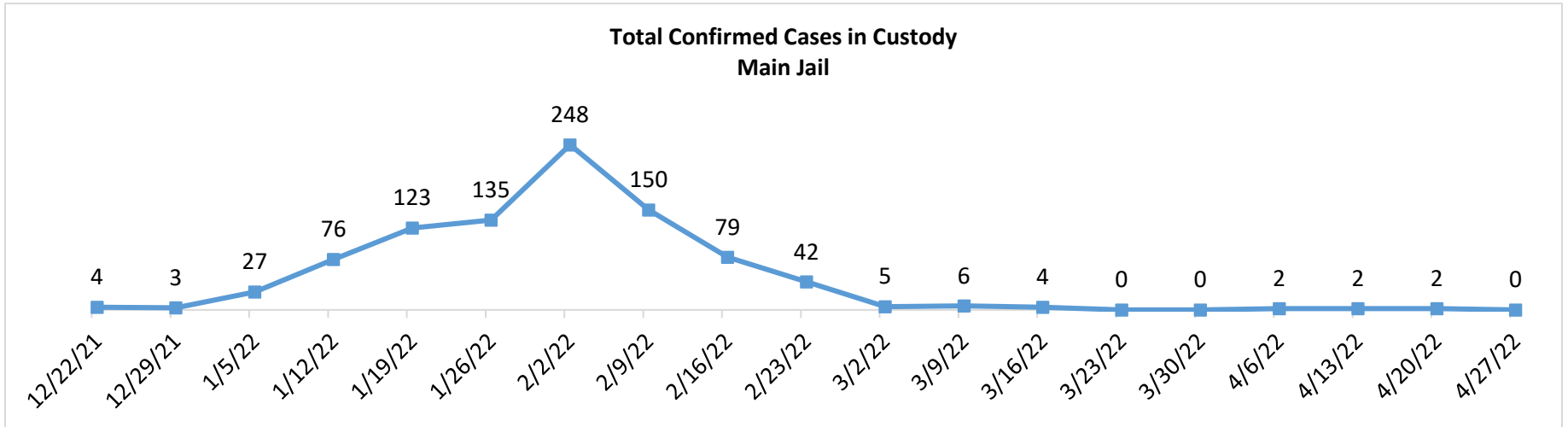


The highest and lowest ADP totals are shaded grey below.

| | Jul | Aug | Sep | Oct | Nov | Dec | Jan | Feb | Mar | Apr | May | Jun |
|------------|-------|-------|-------|-------|-------|-------|-------|-------|-------|-------|-------|-------|
| FY 2019/20 | 3,586 | 3,655 | 3,751 | 3,720 | 3,605 | 3,501 | 3,512 | 3,546 | 3,336 | 2,539 | 2,418 | 2,475 |
| FY 2020/21 | 2,616 | 2,833 | 3,016 | 3,201 | 3,148 | 3,255 | 3,231 | 3,299 | 3,366 | 3,307 | 3,062 | 3,049 |
| FY 2021/22 | 3,030 | 3,157 | 3,150 | 3,196 | 3,329 | 3,371 | 3,312 | 3,350 | 3,338 | | | |

Note: ADP data pulled from monthly Jail Profile Report submitted to the Board of State and Community Corrections (BSCC).

**Adult Correctional Health
 COVID-19 Data – Weekly
 April 27, 2022**



Adult Correctional Health

Jail Inmate Population: Mental Health

Report Date: April 26, 2022

| Jail Population for April 5, 2022 N = 3,336 inmates | | | | |
|--|-----------------|--------------|------------|--------------|
| Population | No MH Condition | MH Non-SMI | SMI | Total |
| Average Length of Stay (LOS) | 209 days | 307 days | 261 days | N/A |
| Sentenced | 199 (17%) | 173 (14%) | 100 (11%) | 472 (14%) |
| Pre-sentenced | 999 (83%) | 1,064 (86%) | 801 (89%) | 2,864 (86%) |
| Total | 1,198 (100%) | 1,237 (100%) | 901 (100%) | 3,336 (100%) |

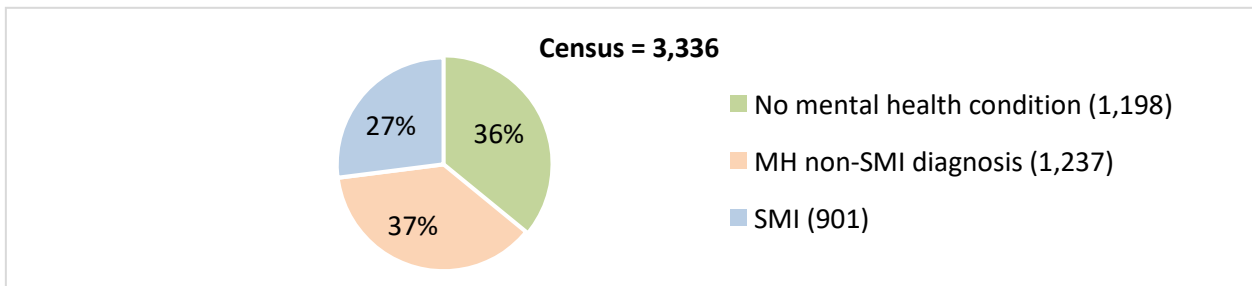
Due to system limitations, count of sentenced and pre-sentenced is inaccurate. Inmates are only considered sentenced if all outstanding charges are sentenced and/or there are no holds (i.e. warrants from other counties, MH holds, etc.).

Definitions:

- Length of Stay (LOS) – was determined from time of booking until 4/5/2022.
- MH – Mental Health
- MH Non-SMI – Individuals diagnosed with a MH condition that is not categorized as a MH SMI diagnosis.
- SMI – Individuals with a diagnosis of a Schizophrenia Spectrum and Other Psychotic Disorders, Borderline Personality Disorder, PTSD, Major Depressive Disorder, and/or Bipolar and Related Disorders. Data includes patients served in all jail facilities including the Jail Based Competency Treatment (JBCT) program.

MENTAL HEALTH – Received mental health services while incarcerated

- 64% (2,138) received mental health services during incarceration.
- 27% (901) had a Serious Mental Illness (SMI) and 37% (1,237) had a MH Non-SMI diagnosis.



BEHAVIORAL HEALTH SERVICES – in the community

Of the **2,138** inmates who received mental health services during their incarceration, only a small number were open to a behavioral health provider in the community on April 5, 2022. Most were closed to services.

963 unduplicated inmates were served by Behavioral Health programs:

| Program | Total Served | Open | Discharged |
|---|---------------------|----------------|-------------------|
| Outpatient MH | 720 | 39 (5%) | 681 (95%) |
| Full Service Partnership (FSP) | 125 | 28 (22%) | 97 (78%) |
| Substance Use Prevention & Treatment (SUPT) | 335 | 21 (6%) | 314 (94%) |
| Subtotal | 1180 | 88 (7%) | 1092 (93%) |
| Served by Mental Health and SUPT | (222) | (1) | (221) |
| Total Unduplicated Inmates | 963 | 87 (9%) | 876 (91%) |

Data Sources:

Daily Census for Main Jail and RCCC
Centricity (Adult Correctional Health)
Avatar (Behavioral Health)

SSO Webpage: <https://www.sacsheriff.com/pages/transparency.php>