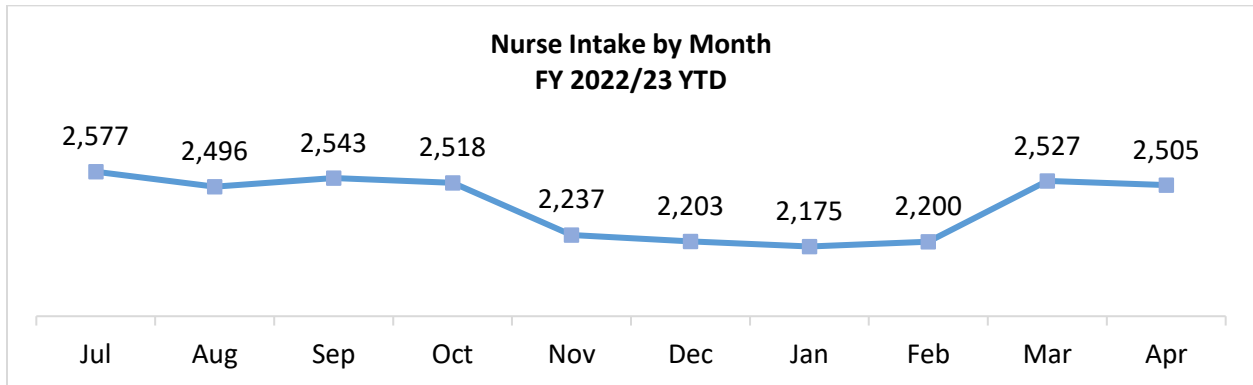


**PHAB REPORT:  
Adult Correctional Health Updates**

**Weekly COVID-19 Data as of May 30, 2023**

Total number of COVID-19 positive inmates currently in custody: Main Jail – 0 / RCCC – 1

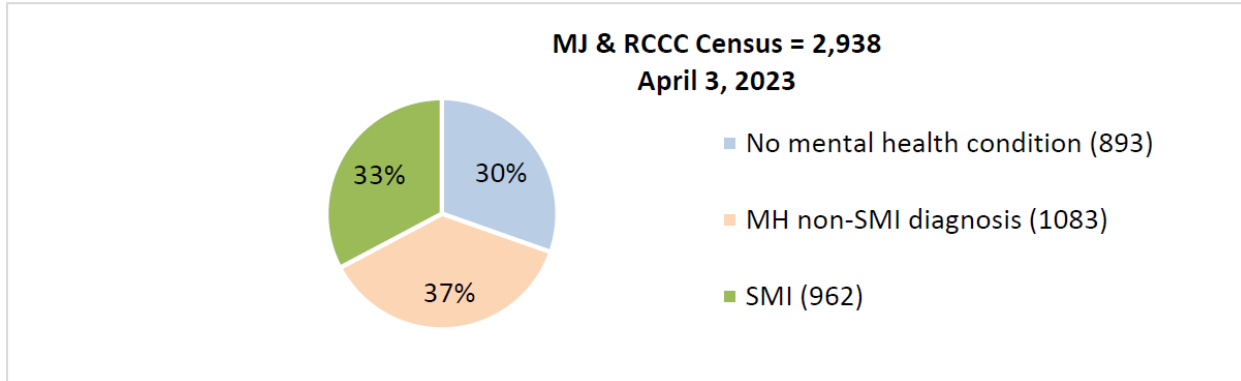
**Nurse Intake**



- **In FY 2022/23 YTD, ACH completed an average of 2,368 per month through March.**
  - 2,505 intakes were completed in April – a decrease of 22 from March.
- Approximately **32%** of the intakes each month involved individuals meeting the definition of homelessness. The Intake RN must mark “housed” or “homeless”.

*Homeless Definition: Living in a place not meant for human habitation (street, car, river, camp, etc.), shelter, transitional housing, or exiting other institutions where they temporarily resided (less than 90 days).*

**Mental Health Population**



- **70% (2045)** of the population had a MH diagnosis and received Mental Health services during incarceration.
- **33% (962)** had a Serious Mental Illness (SMI) and **37% (1083)** had a MH Non-SMI diagnosis.

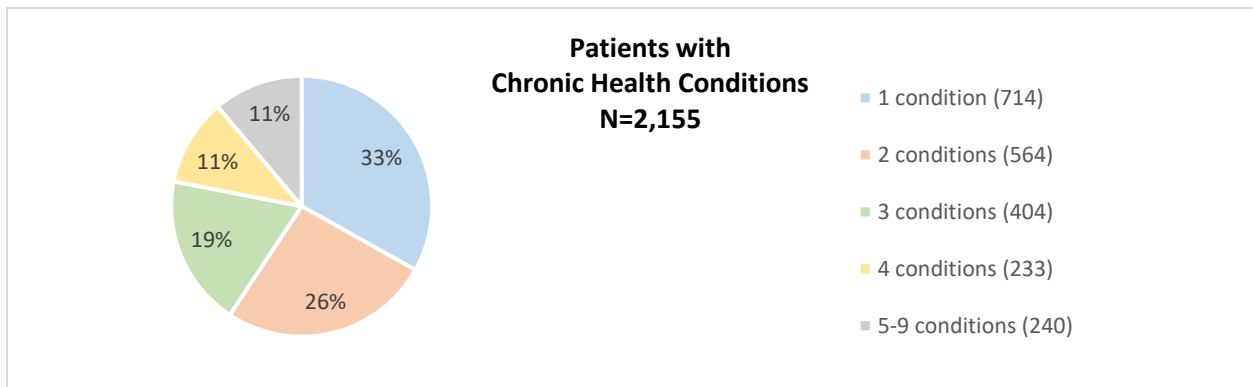
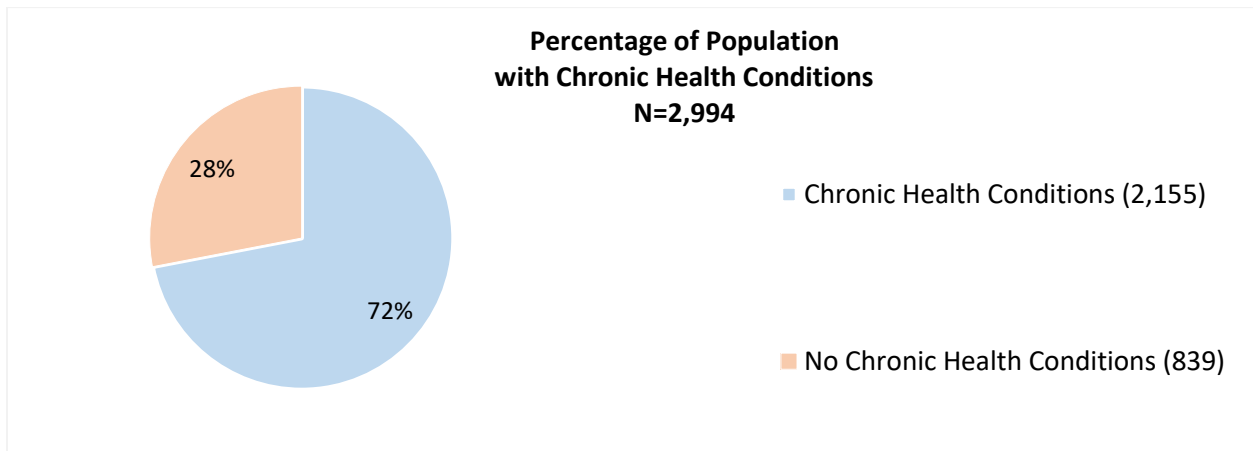
<b>Unduplicated Mental Health Patients Linked to County Behavioral Health Program</b>			
<b>Program</b>	<b>Total Served</b>	<b>Open</b>	<b>Discharged</b>
MHP Outpatient	621 (100%)	42 (7%)	579 (93%)
MHP Full Service Partnership (FSP)	161 (100%)	48 (30%)	113 (70%)
Served by Mental Health and SUPT	232 (100%)	2 (1%)	230 (99%)
<b>Total Unduplicated Inmates Served by the MHP</b>	<b>782</b> (100%)	<b>90</b> (12%)	<b>692</b> (88%)
Substance Use Prevention & Treatment (SUPT)	361 (100%)	30 (8%)	331 (92%)
<b>Total Unduplicated Inmates Served by the MHP &amp; SUPT</b>	<b>911</b> (100%)	<b>118</b> (13%)	<b>793</b> (87%)

- Of the **2,045** patients who held a Mental Health diagnosis and received Mental Health services during their incarceration, **962 (47%)** were considered SMI. Only a small number were open in a Behavioral Health Services program in the community on April 3, 2023. Most were discharged from services.
- Of the **962** patients with SMI, **555 (58%)** were previously open to Behavioral Health Services Mental Health Plan and **94 (10%)** were currently still open.
- **911** unduplicated Mental Health patients served while incarcerated were also served by either a MHP program or a SUPT program with County Behavioral Health Services and - **361** were only treated for their SUD diagnosis by Behavioral Health.

**Chronic Health Conditions**

- Daily Population Snapshot for April 26, 2023 = **2,994**
- chronic conditions for the purpose of this report out include physical health conditions, serious mental illness (SMI), and substance use disorders (SUD).
- Of the 2,994 adults incarcerated, **72% (2,155)** of the Daily Population had a chronic health condition.
  - Of those with a chronic health condition, **67%** had two or more chronic health conditions.
- **37%** (1,114) of the total population are diagnosed with a Chronic Physical condition.

Chronic Health Conditions	Unduplicated Patients
1 condition	714 (33%)
2 conditions	564 (26%)
3 conditions	404 (19%)
4 conditions	233 (11%)
5 – 11 conditions	240 (11%)
<b>Total</b>	<b>2,155 (100%)</b>



**Adult Correctional Health Vacancy Report**

<b>Medical Positions (5/23/23)</b>	<b>Vacancies</b>	<b>Vacancy Rate</b>	<b>In Background</b>
Health Program Manager	1	50%	0
LVN D/CF	21	44%	3
Medical Assistant	4	19%	0
Nurse Practitioner	1	33%	0
Office Assistant II	1	40%	1
Physician III	2	20%	0
Registered Nurse II D/CF	15	22%	9
Registered Dental Assistant	4	67%	4
Sr. Physician Management	1	100%	0
Supv Registered Nurse D/CF	2	12%	0
<b>Admin Positions</b>	<b>Vacancies</b>	<b>Vacancy Rate</b>	<b>In Background</b>
ASO 1	1	25%	0
Office Assistant II	1	40%	0
Sr. Office Assistant	1	13%	0
<b>Totals</b>	<b>56</b>	<b>23%</b>	<b>17</b>

<b>Mental Health Programs/Services with Vacancies (5/2/2023)</b>	<b>Vacancies</b>	<b>Vacancy Rate</b>	<b>Background</b>
LCSW Supervisor	2.8	29%	0
LCSW	5	15%	1
MH Worker	6	38%	0
Psychologist 2	2	50%	0
Social Worker I	4	14%	2
<b>Totals</b>	<b>19.8</b>	<b>19%</b>	<b>3</b>

**Mays Consent Decree Population Reduction Efforts and Jail Facility Needs**

- IHSF: Sacramento County has begun meetings to discuss planning for the Main Jail Intake and Health Services Facility to address physical plant deficiencies that impede Consent Decree compliance – including compliance with the Americans with Disabilities Act (ADA), patient privacy, and sufficient space for medical and mental health services.
- BOS Meeting dated [12/08/2022](#), deliberations on recommendations presented 12/07/22 regarding Jail Population Reduction Plans and Plans to address Jail Facility Deficiencies for the Mays Consent Decree resulted in their approval. An update on implementation of the Jail Population Reduction Plans (15 New Recommendations, 18 Existing, 33 Total Strategies) will be provided to the BOS quarterly.