

Service Continuum Grid and Intensity Map

Child and Family System of Care

	Low Intensity:	Moderate Intensity:	Moderate-High Intensity:	High Intensity:
Service Level Definitions	Recovery maintenance, health management, medication management, site based support. Does not usually include 24/7 on-call crisis support.	Community-based services that do not require daily supervision but treatment may be several times monthly. Includes 24/7 on-call crisis support.	Community based services that do not require daily supervision but treatment may range from weekly to daily when needed. Includes 24/7 crisis support. "Whatever it takes" approach.	Community-based intensive services that may be multiple times a day when needed. Includes 24/7 crisis support. "Whatever it takes" approach.
Examples	MCP	FIT	JJDP; TAY FSP	Wraparound
Services	Primarily medication and counseling services with supportive groups. Needs can be addressed primarily onsite (clinic-based)	Flexible, client-centered, family-driven mental health services. Site and Community-based, depending on need.	Flexible, client-centered, family-driven intensive mental health services. Services can be site or Community-based, depending on need.	Client centered, family driven, recovery-oriented, flexible community-based services for youth in out of home placement or at risk of out of home placement
Average Staff Ratio	N/A	1:18	1:15	1:9
Service Hours and Days	Monday-Friday 8:00-5:00 Evening by appointment	Monday-Friday 9:00-5:00 Evening and weekend available 24/7 on-call crisis response	Monday-Friday 9:00-5:00 Evening and weekend available 24/7 on-call crisis response	Monday-Friday 8:00-5:00 Evening and weekend available 24/7 on-call crisis response
Contact	Monthly/Quarterly	Weekly/Monthly	Minimum weekly contact	Minimum weekly contact
Medication	Yes	Yes	Yes	Yes
Flexible funding	No	Housing support only	Yes	Yes
How to access services	Access	Access	Access, IPT, Probation, Provider	CPS, Probation, Adoptive Parent Referrals or FIT
Ages Served	0-21	0-21	JJDP: 13-26 TAY: 16-26	0-21



Service Continuum Grid and Intensity Map

Adult System of Care				
Service Level Definitions	Low Intensity: Recovery maintenance, health management, medication management, site based support. No 24/7 crisis support.	Moderate Intensity: Community-based services that do not require daily supervision but treatment may be several times weekly. No 24/7 crisis support	Moderate-High Intensity: Community based services that do not require daily supervision but treatment may range from weekly to daily when needed. Includes 14/7 on-call.	High Intensity: Community-based intensive services that may be multiple times a day when needed. Includes 24/7 crisis support. "Whatever it takes" approach.
Examples	MCP; WRC	RSTs, Guesthouse	TCORE	FSP
Services	Site-based specialty mental health services, community wellness centers	Primarily site-based specialty mental health services, community-based engagement services, housing services and supports	Community-based specialty mental health services, intensive engagement and assessment, housing services and supports	Community-based specialty mental health services, intensive engagement and assessment, wrap-around services and supports, housing services and supports
Staff Ratio	1:50-1:150	1:50-1:75	1:25-1:75	1:8-1:12
Service Hours and Days	Monday-Friday 8:00-5:00	Monday-Friday 8:00-5:00	Monday-Friday 8:00-5:00; 24/7 On-Call	Monday-Friday-8:00-5:00; 24/7 Crisis Support
Contact	Monthly	Monthly	Weekly	Daily to weekly
Medication	Yes	Yes	Yes	Yes
Housing subsidies	Yes	Yes	Yes	Yes
How to access services	Access	Access	Access, Contract Monitor	Intensive Placement Team
Ages Served	18+	18+	18+	18+



Service Continuum Grid and Intensity Map

Subacute Continuum of Care					
Service Level Definitions	Adult Residential Treatment: Supportive setting that combines outpatient and residential services.	Transitional Residential: Semi-secured setting providing 24/7 residential and rehabilitation services	Mental Health Rehabilitation Center (MHRC): Secured subacute setting providing 24/7 residential and rehabilitation services	MHRC Skilled Nursing Facility – Neurocognitive: Secured subacute setting providing 24/7 residential and rehabilitation services	State Hospital: Secured subacute hospital setting providing 24/7 rehabilitation services
Specialty	Alternative to secured setting for clients with multiple Psych hospitalizations and/or incarcerations, requiring additional support in structured setting to maintain in the community	Semi-structured setting focused on reintegrating into the community for clients with multiple Psych hospitalizations and/or incarcerations, unable to maintain in the community at lower levels of care	Secured setting focused on reintegrating into the community for clients with multiple psychiatric hospitalizations, unable to maintain at lower levels of care	Secured setting focused on reintegrating into the community for clients with multiple psychiatric hospitalizations and co-morbid medical needs, unable to maintain at lower levels of care	Secured setting focused on reintegrating into the community for clients with multiple psychiatric hospitalizations, unable to maintain at lower levels of care
Staffing	On-Site 24-7	On-Site 24-7	On-Site 24-7	On-Site 24-7	On-Site 24-7
Support Services	Specialty MH Services + Residential Services consistent with CCLD in a Campus Model	Medical Monitoring & MH Rehabilitation Services on-site. Secured facility from 7pm to 7am	Therapeutic groups and structured daily activities, medication promoting, psychiatric services	Therapeutic groups and structured daily activities, medication promoting, psychiatric services, nursing support	Therapeutic groups and structured daily activities, medication promoting, increase supervision, psychiatric services
Referral Criteria	LPS Conservatorship, MHP eligible, Medi-Cal, Authorized by IPT	LPS Conservatorship, MHP eligible, Medi-Cal, Authorized by IPT	LPS Conservatorship, MHP eligible, Medi-Cal, Authorized by IPT	LPS Conservatorship, MHP eligible, Medi-Cal, Authorized by IPT	LPS Conservatorship, MHP eligible, Medi-Cal, Authorized by IPT
Ages Served	18+	18+	18+	18+	18+

Adult Service Intensity Map

	County Mental Health Plan Continuum						
	Basic Services	Low Intensity	Low-Mod Intensity	Mod-High Intensity	High Intensity	Residential Treatment	Secured Setting
Service Provider Examples	Prevention and Mental Health Maintenance	Recovery Maintenance, Mental Health Management	Low Intensity Community-Based Services	Moderate Intensity Community-Based Service	High Intensity Non-Residential Services	Structured Monitored or Semi-Secure Residential Services, often conserved	Medically Managed Secured Settings with Conservatorship
• MCP PCP, psychiatrist, or therapist							
• Wellness Recovery Centers							
• El Hogar Guest House							
• Regional Support Teams							
• TCORE							
• Full Service Partnerships							
• Adult Residential Treatment • Transitional Residential							
• Mental Health Rehab centers (MHRC) • MHRC Skilled Nursing Facilities • State Hospitals							
							
	Designed to help people prevent the onset of severe mental illness or to limit the deterioration of current functioning	Designed to help people with mental health illness recover and maintain recovery from past episodes of significant impairment	Designed for people with severe mental illness who need multi-disciplinary treatment but do not require intensive or frequent contact	Designed for people with severe mental illness who need regular support and multi-disciplinary treatment with little support in the community	Designed for people with severe mental illness whose impairment require frequent contact and intensive support to maintain in the community	Designed for people with severe mental illness and chronic impairment where recovery requires treatment in a structured residential setting or semi-secured setting	Designed for people who have significant chronic impairment where recovery requires a secured setting with highly structured treatment

Child and Family Service Intensity Grid

					Services are provided through the County Mental Health Plan for Youth with Medi-Cal									
					Outreach, Engagement, Advocacy	Prevention & Early Intervention	Basic Services	Low Intensity	Low-Mod Intensity	Mod-High Intensity	High Intensity	Short-Term Residential Therapeutic Program & Crisis Residential	Secured Setting	
DEPARTMENT OF HEALTH SERVICES <i>Division of Behavioral Health</i>					Education and linkage to available services	Early childhood screening, early psychosis screening & psychoeducation & suicide prevention	Mental Health Maintenance	Recovery Maintenance, Mental Health Management	Low Intensity Community Based Services	Moderate Intensity Community Based Services	High Intensity Non-Residential Services	Structured Residential and Outpatient Services	Medically Managed Secured Settings	
Linkage and Crisis Services: Crisis Stabilization Linkage to mental health, employment, education, health care and housing services														
Prevention and Early Intervention: Activities and services to prevent mental illness from occurring or becoming more severe and impairing														
Primary care physician, counselors or psychiatric providers through geographic managed care insurance providers (or private pay)														
School based mental health: Outpatient mental health services provided by school-based clinicians														
Flexible Integrated Treatment (FIT): Effective, flexible quality mental health services for children/youth and their families. Services can include temporary, short-term interventions to resolve or prevent homelessness														
Full Service Partnership (FSP): Full spectrum high intensity outpatient mental health treatment for youth and their families														
Therapeutic Behavioral Services (TBS): Short term intensive program to help reduce challenging behaviors that place a youth at risk of higher level residential care or acute care or for youth that may not successfully transition to a lower level of care														
Wraparound: Intensive outpatient mental health services that address placement stability and permanency and decrease utilization of congregate care, inpatient hospitalization, juvenile justice and out of home placement														
Transition Age Youth Crisis Residential Program: Short-term residential treatment providing services for up to thirty (30) days in a structured, home-like setting. Interventions include crisis stabilization and symptom reduction, building interpersonal and independent living skills to support successful transition to the community														
Short-Term Residential Therapeutic Program (STRTP): Intensive mental health services in a residential setting provided in collaboration with families and other child serving systems														
Secured Settings: Intensive mental health treatment in a locked setting														
										Helps youth with mental illness & functional impairment relative to service intensity				
Service Intensity Descriptions:					Helps youth and their families improve housing, health, education, safety, social supports and mental health through outreach and engagement. Services are transitional until youth are successfully transferred to a provider.	Early identification of developmental issues or mental illness. Helps youth address distress and strengthen personal resilience in challenging circumstances, access self-help skills and resources, problem solve, and maximize use of community supports.	Addresses suicide prevention and education; strengthening families; integrated health and wellness; and mental illness stigma and discrimination reduction	Helps youth who need brief interventions to return to previous level of functioning and developmental status. Also for youth to help maintain recovery from past episodes of significant impairment	Helps youth with severe mental illness who need ongoing multi-disciplinary outpatient treatment but do not require intensive or frequent contact. Supports are used with minimal assistance.	Helps youth with severe mental illness who need some contact and outpatient treatment in the community or at home	Helps youth with severe mental illness living in the community but whose impairment requires outpatient treatment with frequent contact, frequent support in the community and behavioral interventions in the home.	Helps youth with severe mental illness who have chronic impairment where recovery requires residential outpatient treatment in a structured community home-based setting	Helps youth who have significant chronic impairment where recovery is minimal and a secured setting with highly structured treatment and supervision is required	